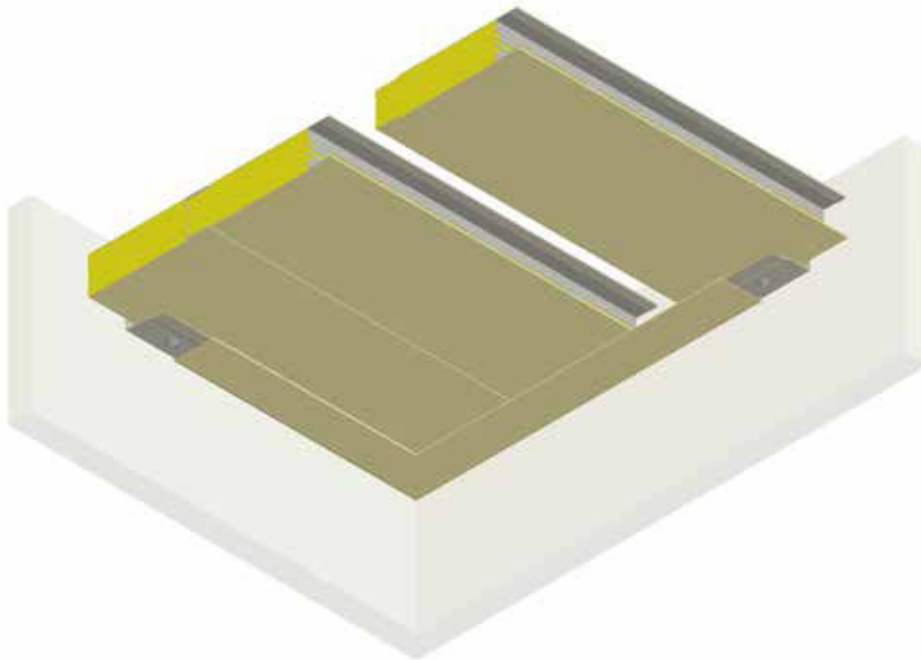
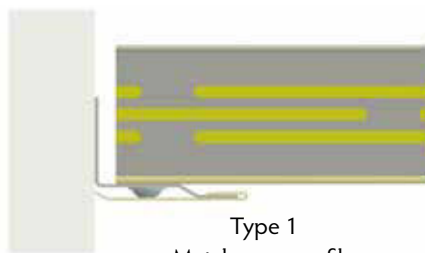


## Ceiling panels

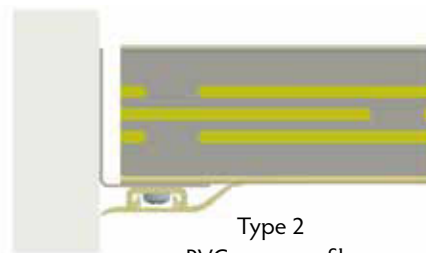
# Type C30 & C40



Border profile types



Type 1  
Metal cover profile



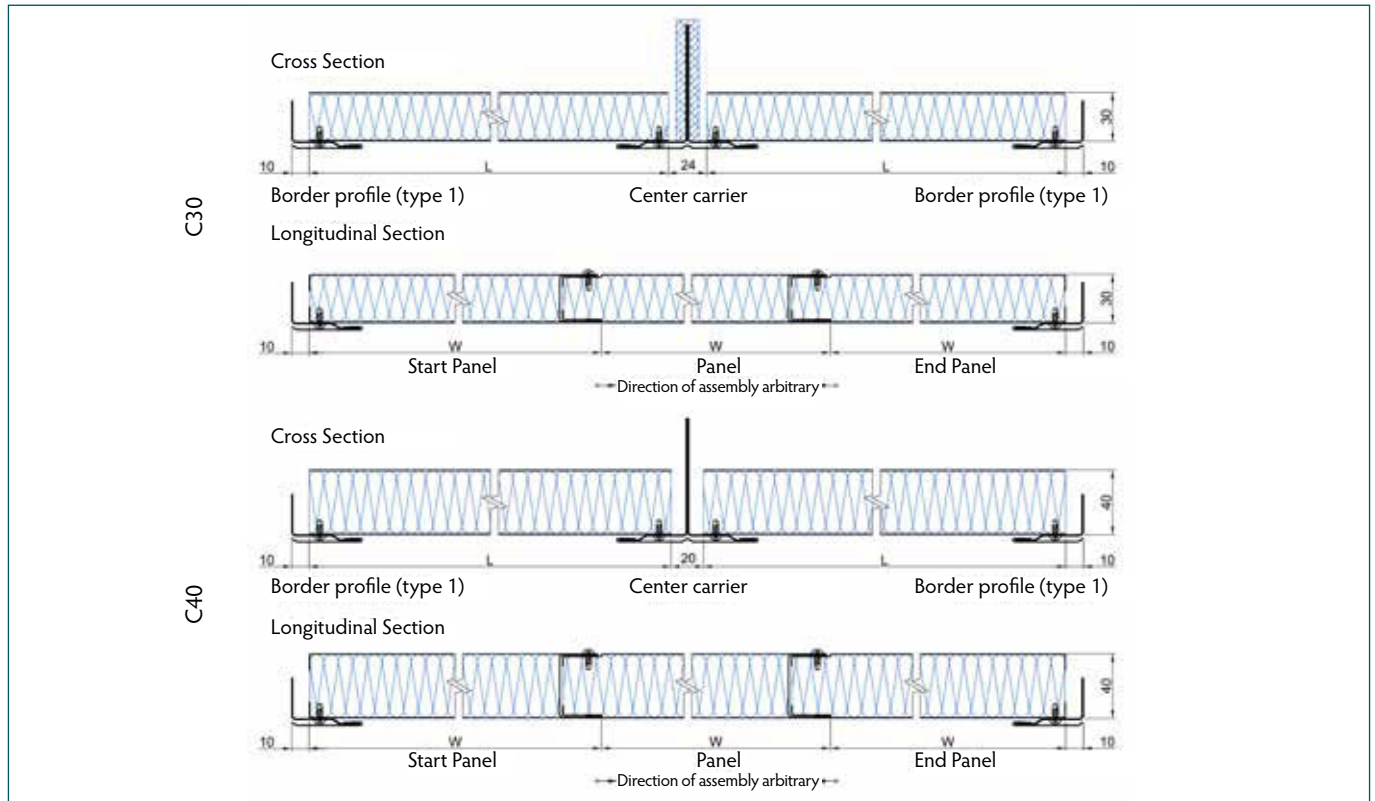
Type 2  
PVC cover profile

The C30 and C40 ceiling elements represent the standard system when it comes to the assembly of prefabricated cabins. While the C30 is especially designed for wet units, the C40 is used for the cabin living area. Depending on the customer specifications different border profile types can be chosen. Both panel types are certified with several fixtures.

A large variety of surface finishes are available, all of them fitted with a removable protection foil to prevent any damage from occurring during installation. The design of C30 and C40 panel system and all components have been tested and approved according to international standards.

## Ceiling panels

# Type C30 & C40



Technical data	C30	C40
Covering layer (visible side)	Steel	Steel
Covering layer (back side)	Steel	Steel
Fire classification	B-15 / A-30*	B-15 / A-30*
Thickness	30 mm	40 mm
Element width - Standard	550 mm	550 mm
- Range	250 - 1,200 mm	250 - 710 mm
Element length	up to 3,000 mm - continuous ceiling	up to 3,000 mm - continuous ceiling
Weight - Panel	14.5 kg/m <sup>2</sup>	16.1 kg/m <sup>2</sup>
- Border profiles	0.8 kg/m / 0.6 kg/m**	0.8 kg/m / 0.6 kg/m**
- Center carrier	2.3 kg/m / 1.6 kg/m**	2.3 kg/m / 1.6 kg/m**
Certified fixtures	Topside cover for fixtures (downlight, speaker, etc.) Smoke detector Sprinkler/Hi-Fog Hatch for airconditioning	Topside cover or fixtures (downlight, speaker, etc.) Smoke detector Cable penetration Hatch for air conditioning
Coating	PVC foil varnish coated (others on request)	PVC foil varnish coated (others on request)
Certification	MED, USCG	MED, USCG

\* with overlying steel deck spaced min. 300 mm apart

\*\* border profiles and center carrier type 1 (including cover profile) / type 2 (without customer specific PVC cover profile)

## Ceiling panels

### Certified fixtures for C30




Technical data	Topside cover (soft)
Fire class	B-15
Dimensions	up to 265 x 480 mm
Height	min. +3 mm above fixture



Technical data	Sprinkler/Hi-Fog
Fire class	B-15
Cut out	up to Ø 28 mm

### Certified fixtures for C30 & C40



Technical data	Topside cover (hard)
Fire class	B-15
Dimensions	up to 450 x 700 mm
Height	min. +9 mm above fixture




Technical data	Smoke detector
Fire class	B-15
Feature	including penetration for cable

## Ceiling panels

## Certified fixtures for C30 & C40



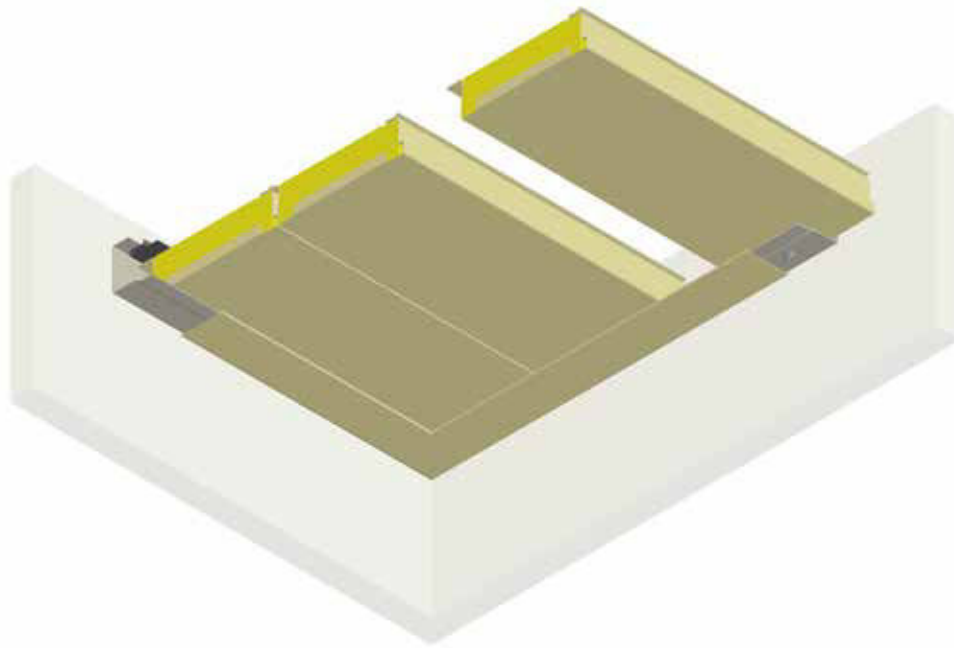
Technical data	Cable penetration
Fire class	B-15
Cut out	up to Ø 33 mm




Technical data	Hatch for air conditioning units
Fire class	B-15
Dimensions	up to 657 x 657 mm
Feature	including diffuser

## Ceiling panels

### Type ED35 & SD35



Border profile types

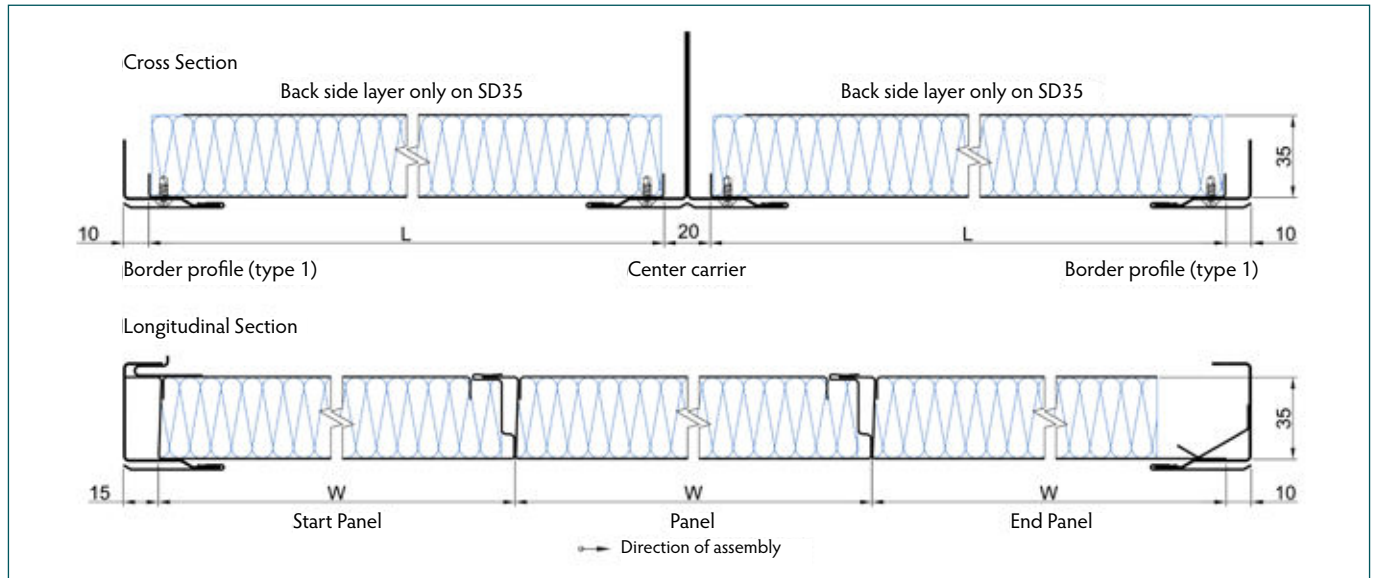


The ED35 and SD35 ceiling elements represent the standard system when it comes to the assembly of conventional build areas. While the SD35 is fabricated as a sandwich panel the ED35 is a single shell ceiling whereat the shell can optionally be perforated. Depending on the customer specifications regarding possible removability different border profile types can be chosen.

A large variety of surface finishes are available, all of them fitted with a removable protection foil to prevent any damage from occurring during installation. The design of the ED35 and SD35 panel system and all components have been tested and approved according to international standards.

## Ceiling panels

# Type ED35 & SD35



Technical data	ED35	SD35
Covering layer (visible side)	Perforated steel / steel	Steel
Covering layer (back side)	---	Steel
Fire classification	B-0 / A-15*	B-0 / A-30*
Thickness	35 mm	35 mm
Element width - Standard	300 mm	300 / 450 mm
- Range	280 - 450 mm	280 - 600 mm
Element length	up to 3,000 mm - continuous ceiling	up to 3,000 mm - continuous ceiling
Weight - Panel	7.5 kg/m <sup>2</sup> / 8.1 kg/m <sup>2</sup>	13.1 kg/m <sup>2</sup>
- Border profiles	0.8 kg/m / 0.6 kg/m / 1.4 kg/m**	0.8 kg/m / 0.6 kg/m / 1.4 kg/m**
- Center carrier	2.3 kg/m / 1.6 kg/m / 2.8 kg/m**	2.3 kg/m / 1.6 kg/m / 2.8 kg/m**
Certified fixtures	---	Topside cover for fixtures (downlight, speaker, etc.) Smoke detector Cable penetration Hatches
Coating	PVC foil varnish coated (others on request)	PVC foil varnish coated (others on request)
Certification	MED, USCG, RMRS	MED, USCG, RMRS

\* with overlying steel deck spaced min. 300 mm apart

\*\* border profiles and center carrier type 1 (including cover profile) / type 2 (without customer specific PVC cover profile) / type 3

## Ceiling panels


# Certified fixtures for SD35




Technical data	Topside cover (soft)
Fire class	B-0
Dimensions	up to 450 x 700 mm
Height	min. +3 mm above fixture



Technical data	Smoke detector
Fire class	B-0
Feature	including penetration for cable



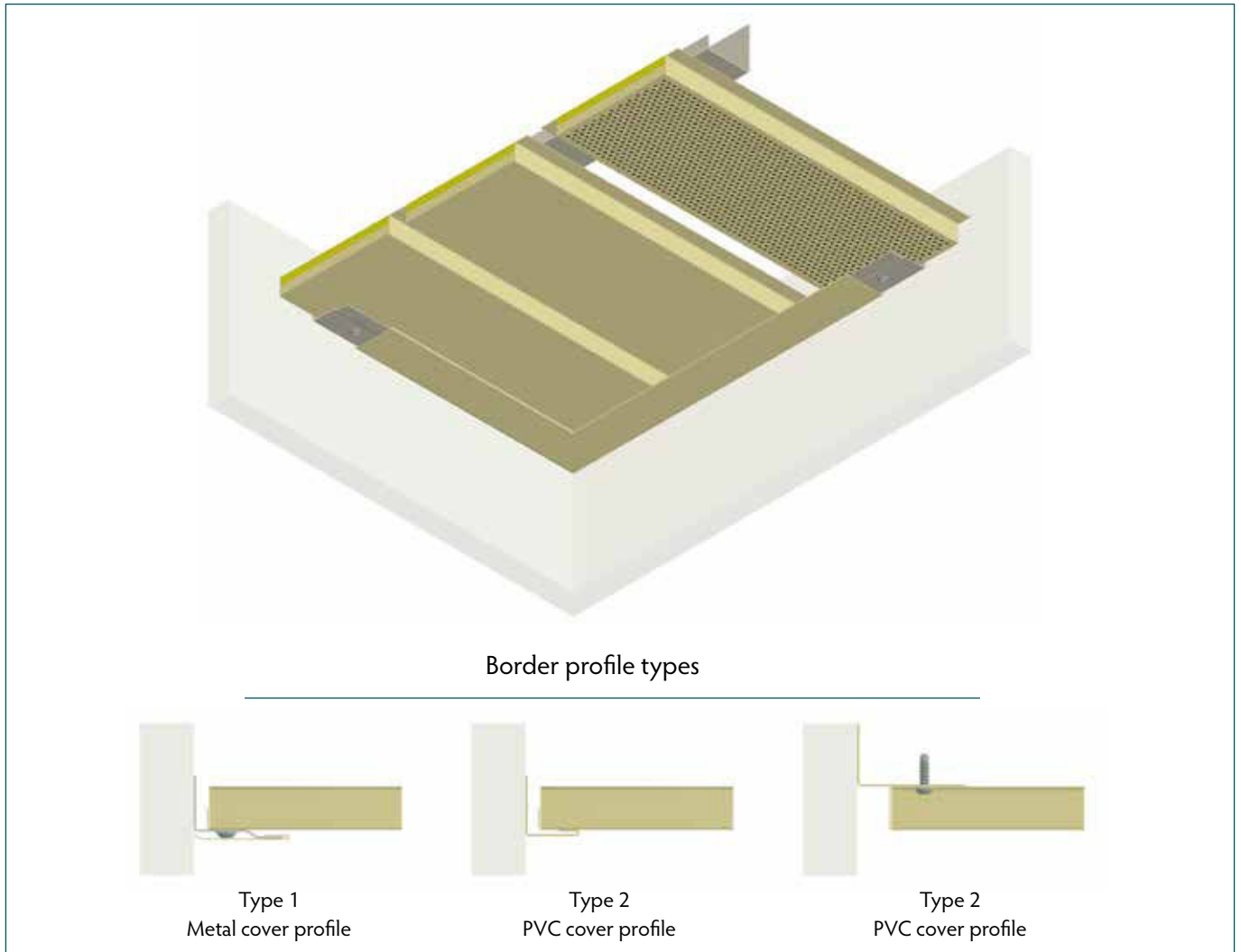
Technical data	Cable penetration
Fire class	B-0
Cut out	up to Ø 20 mm



Technical data	Hatches
Fire class	B-0
Dimensions	Clear opening up to 600 x 800 mm

## Ceiling panels

### Type ED20K



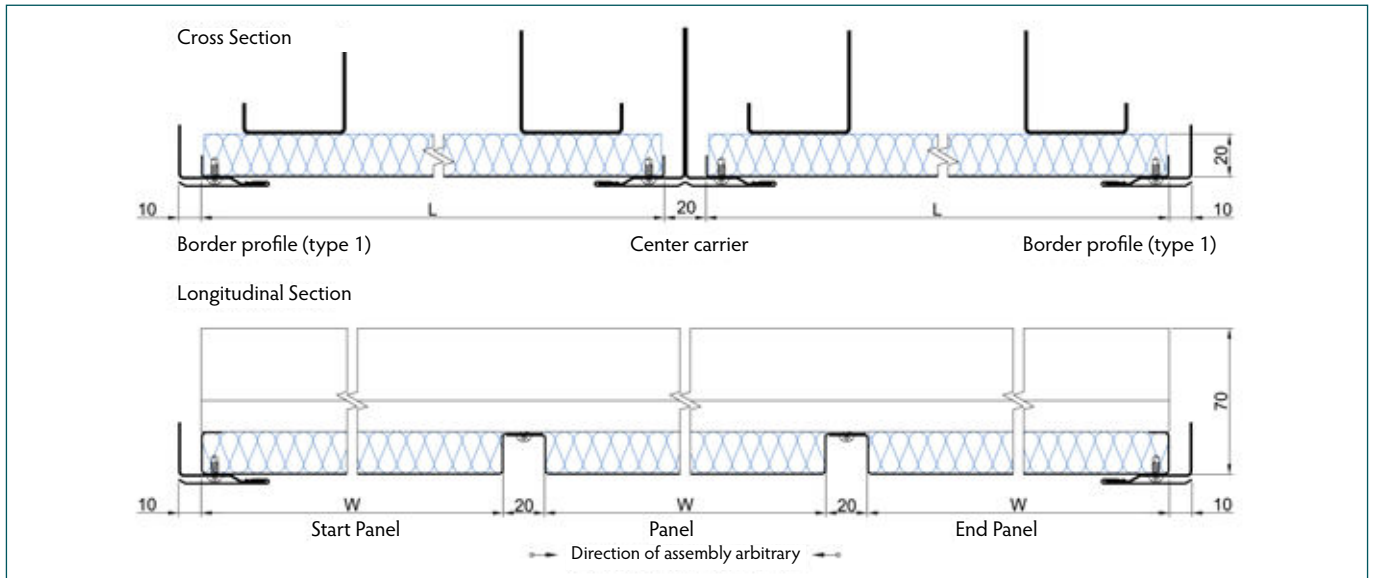
The ED20K ceiling system joins the adjacent panels with a shadow gap. The panels are screwed together and arbitrary removable. Depending on the customer specifications different shadow gap widths and border profile types can be chosen.

A large variety of surface finishes are available, all of them fitted with a removable protection foil to prevent any damage from occurring during installation. The components of the ED20K panel system have been tested and approved according to international standards.



## Ceiling panels

# Type ED20K



Technical data	ED20K	ED20K
Covering layer (visible side)	perforated steel / steel	perforated aluminum / aluminum
Covering layer (back side)	---	---
Fire classification	C	C
Thickness	20 mm	20 mm
Element width - Standard - Range	280 + 20 mm (panel + shadow gap) according to customer specification	280 + 20 mm (panel + shadow gap) according to customer specification
Element length	up to 3,000 mm - continuous ceiling	up to 3,000 mm - continuous ceiling
Weight - Panel - Border profiles - Center carrier - Substructure	6.1 kg/m <sup>2</sup> / 6.9 kg/m <sup>2</sup> 0.8 kg/m / 0.5 kg/m / 0.6 kg/m* 2.3 kg/m / 1.0 kg/m / 1.2 kg/m* 1.3 kg/m	3.4 kg/m <sup>2</sup> / 3.7 kg/m <sup>2</sup> 0.8 kg/m / 0.5 kg/m / 0.6 kg/m* 2.3 kg/m / 1.0 kg/m / 1.2 kg/m* 1.3 kg/m
Coating	PVC foil varnish coated (others on request)	PVC foil varnish coated (others on request)
Certification	---	---

\* border profiles and center carrier type 1 (including cover profile) / type 2 / type 3